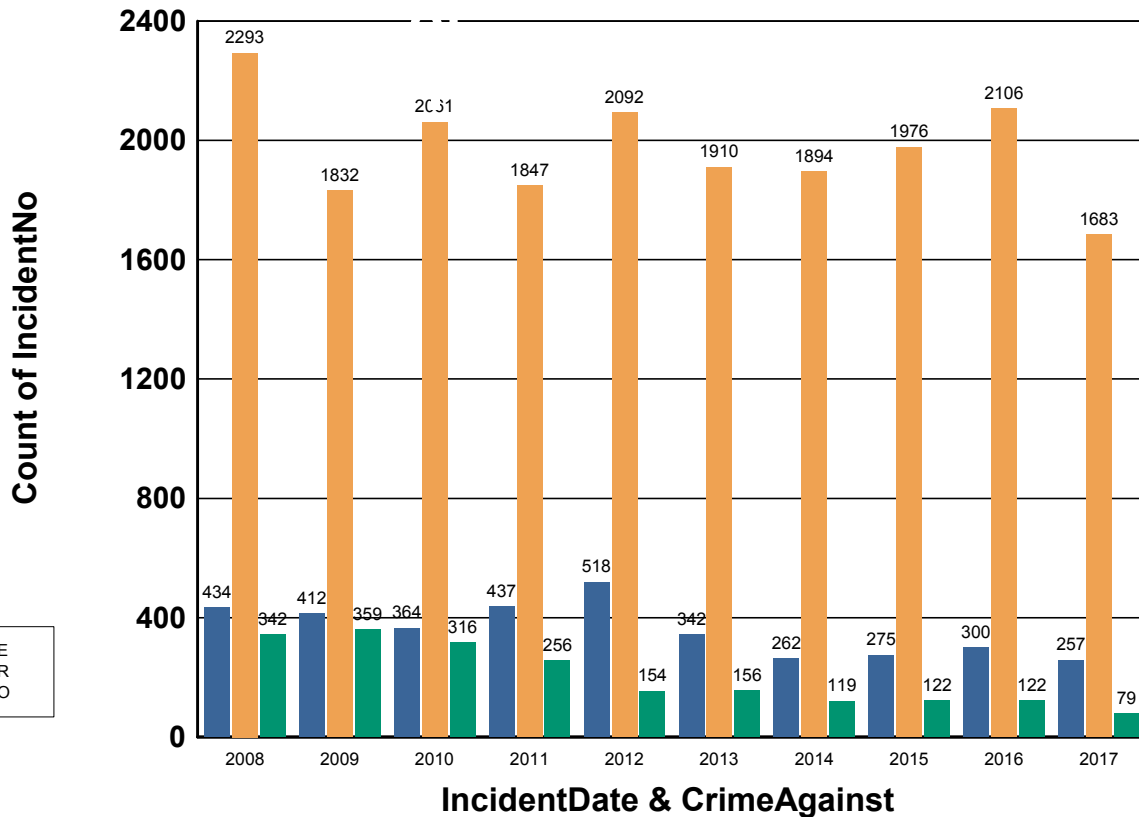
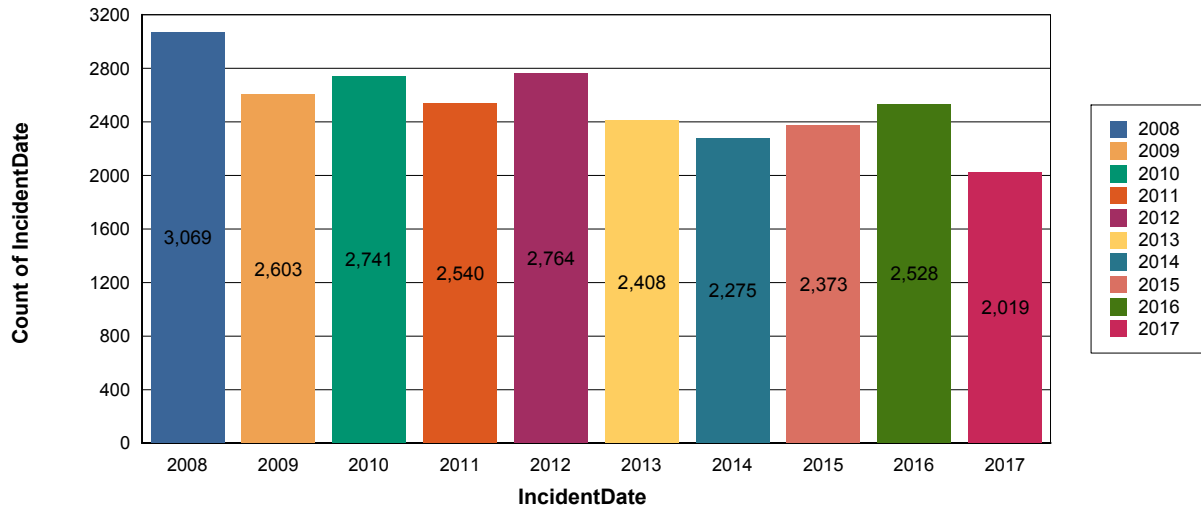


## Hamden Police Department

### Group A Incidents By Year



## Hamden Police Department

### Number of Group A Offenses By Offense and Year

			2008	2009	2010	2011	2012	2013	2014	2015	2016	2017	
<b>PE</b>	ASSAULT OFFENSES	13A	22	29	95	201	239	192	140	114	122	124	
		13B	274	231	142	78	99	57	57	77	72	72	
		13C	120	124	96	122	157	70	47	64	92	48	
		Total	416	384	333	401	495	319	244	255	286	244	
	HOMICIDE OFFENSES	09A	0	0	2	3	2	0	1	2	1	1	
		09B	1	0	0	0	0	0	0	0	0	0	
		Total	1	0	2	3	2	0	1	2	1	1	
	KIDNAPING/ABDUCTION	100	2	3	2	2	3	1	1	0	0	1	
		Total	2	3	2	2	3	1	1	0	0	1	
	SEX OFFENSES, FORCIBLE	11A	5	10	5	10	3	8	9	7	6	4	
		11B	0	0	2	4	0	5	2	1	1	0	
		11C	0	0	1	2	2	1	0	0	0	1	
		11D	5	13	13	10	12	6	3	9	6	6	
		Total	10	23	21	26	17	20	14	17	13	11	
	SEX OFFENSES, NONFORCIBLE	36A	3	0	1	0	0	0	0	0	0	0	
		36B	2	2	5	5	1	2	2	1	0	0	
		Total	5	2	6	5	1	2	2	1	0	0	
	<b>Total</b>		434	412	364	437	518	342	262	275	300	257	
	<b>PR</b>	ARSON	200	2	2	4	0	2	1	0	4	1	4
			Total	2	2	4	0	2	1	0	4	1	4
		BURGLARY/BREAKING & ENTERING	220	169	124	220	152	200	240	248	225	215	90
Total			169	124	220	152	200	240	248	225	215	90	
COUNTERFEITING /FORGERY		250	31	52	33	28	30	23	13	8	12	14	
		Total	31	52	33	28	30	23	13	8	12	14	
DESTRUCTION/DAMAGE/VANDALISM OF PROPERTY		290	628	451	490	362	434	351	335	330	398	322	
		Total	628	451	490	362	434	351	335	330	398	322	
EMBEZZLEMENT		270	6	6	4	5	1	0	1	0	1	1	
		Total	6	6	4	5	1	0	1	0	1	1	

# Uniform Crime Reporting NIBRS DATA

March 23/2018  
Page 3

## Hamden Police Department

			2008	2009	2010	2011	2012	2013	2014	2015	2016	2017
<b>PR</b>	EXTORTION/BLAC KMAIL	210	0	0	1	0	0	2	3	0	4	0
		Total	0	0	1	0	0	2	3	0	4	0
	FRAUD OFFENSES	26A	38	54	42	7	7	16	28	16	5	3
		26B	19	19	81	90	93	42	49	75	68	55
		26C	1	2	22	19	46	25	29	78	9	13
		26D	0	0	0	0	2	0	0	0	1	0
		26E	0	0	7	28	28	12	28	76	45	57
		26F	0	0	0	0	0	0	0	0	0	3
		Total	58	75	152	144	176	95	134	245	128	131
	LARCENY/THEFT OFFENSES	23A	0	4	4	0	1	2	0	3	0	0
		23B	1	2	6	2	1	6	3	0	0	2
		23C	314	313	251	229	219	226	223	275	348	329
		23D	1	16	115	145	201	43	81	158	98	76
		23E	1	3	6	0	0	0	0	0	0	0
		23F	304	195	285	225	254	199	248	272	440	276
		23G	58	58	66	55	53	47	45	64	47	74
		23H	523	378	322	333	387	535	429	258	245	236
		Total	1,202	969	1,055	989	1,116	1,058	1,029	1,030	1,178	993
	MOTOR VEHICLE THEFT	240	119	98	60	92	94	78	73	88	134	102
		Total	119	98	60	92	94	78	73	88	134	102
	ROBBERY	120	77	55	40	75	39	62	58	46	35	26
		Total	77	55	40	75	39	62	58	46	35	26
	STOLEN PROPERTY OFFENSES	280	1	0	2	0	0	0	0	0	0	0
Total		1	0	2	0	0	0	0	0	0	0	
<b>Total</b>			2,293	1,832	2,061	1,847	2,092	1,910	1,894	1,976	2,106	1,683
<b>SO</b>	DRUG/NARCOTIC OFFENSES	35A	256	266	246	202	122	114	96	100	101	63
		35B	61	53	33	16	2	18	6	1	1	2
		Total	317	319	279	218	124	132	102	101	102	65
	PORNOGRAPHY/O	370	1	2	1	2	2	3	2	0	0	0

# Uniform Crime Reporting NIBRS DATA

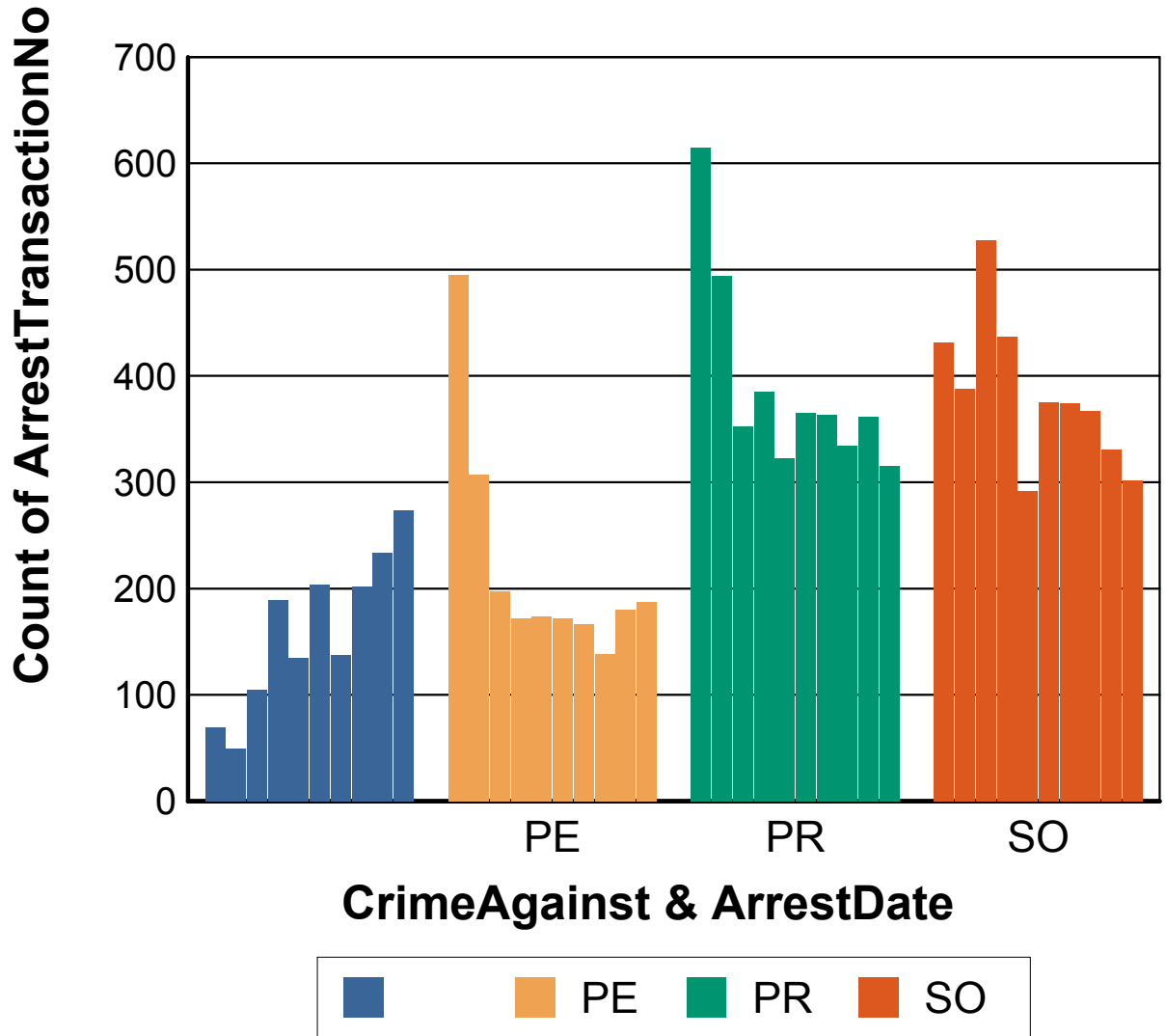
March 23/2018  
Page 4

## Hamden Police Department

			2008	2009	2010	2011	2012	2013	2014	2015	2016	2017	
<b>SO</b>	PORNOGRAPHY/O	Total	1	2	1	2	2	3	2	0	0	0	
	PROSTITUTION OFFENSES	40A	0	2	0	0	1	0	1	0	4	0	
		40B	0	0	0	0	0	0	0	0	0	1	0
		Total	0	2	0	0	1	0	1	1	0	5	0
	WEAPON LAW VIOLATIONS	520	24	36	36	36	27	21	14	21	15	14	
		Total	24	36	36	36	27	21	14	21	15	14	
	<b>Total</b>			342	359	316	256	154	156	119	122	122	79
<b>Total</b>			3,069	2,603	2,741	2,540	2,764	2,408	2,275	2,373	2,528	2,019	

*Hamden Police Department*

**Number of Arrests By Offense and Year**



# Uniform Crime Reporting NIBRS DATA

March 23/2018  
Page 6

## Hamden Police Department

			2008	2009	2010	2011	2012	2013	2014	2015	2016	2017	
	GROUP "B" OFFENSE	All Other Offenses	62	41	101	185	131	199	131	196	231	269	
		Family Offenses (N	7	8	4	4	4	5	6	6	2	4	
		Total	69	49	105	189	135	204	137	202	233	273	
	Total	69	49	105	189	135	204	137	202	233	273		
P E	ASSAULT OFFENSES	Aggravated Assault	30	28	62	101	111	113	98	71	99	116	
		Intimidation	110	83	46	41	35	22	28	20	20	15	
		Simple Assault	340	182	73	18	19	28	35	43	57	52	
		Total	480	293	181	160	165	163	161	134	176	183	
	HOMICIDE OFFENSE	Murder and Nonneg	0	0	1	1	2	0	1	0	1	0	
		Negligent Manslaug	1	0	0	0	0	0	0	0	0	0	
		Total	1	0	1	1	2	0	1	0	1	0	
	KIDNAPING/ABDUCTION	Kidnaping/Abductio	2	0	1	1	0	1	1	0	0	1	
		Total	2	0	1	1	0	1	1	0	0	1	
	SEX OFFENSES,	Forcible Fondling	5	9	7	3	4	1	1	1	2	2	
		Forcible Rape	4	4	2	4	2	5	0	3	1	1	
		Forcible Sodomy	0	0	2	1	1	1	0	0	0	0	
		Sexual Assault With	0	0	1	1	0	0	0	0	0	0	
		Total	9	13	12	9	7	7	1	4	3	3	
	SEX OFFENSES,	Incest	1	0	0	0	0	0	0	0	0	0	
		Statutory Rape	2	1	2	1	0	1	2	0	0	0	
		Total	3	1	2	1	0	1	2	0	0	0	
	Total	495	307	197	172	174	172	166	138	180	187		
	P R	ARSON	Arson	3	0	0	0	1	0	0	3	2	3
			Total	3	0	0	0	1	0	0	3	2	3
		BURGLARY/BREAKING &	Burglary/Breaking &	58	45	33	27	32	35	57	49	44	23
Total			58	45	33	27	32	35	57	49	44	23	
COUNTERFEITING/FORGERY		Counterfeiting/Forg	21	9	17	4	7	7	10	5	0	3	
		Total	21	9	17	4	7	7	10	5	0	3	
DESTRUC		Destruction/Damag	55	24	26	33	29	19	15	26	36	22	

# Uniform Crime Reporting NIBRS DATA

March 23/2018  
Page 7

## Hamden Police Department

			2008	2009	2010	2011	2012	2013	2014	2015	2016	2017
<b>P R</b>	DESTRUC	Total	55	24	26	33	29	19	15	26	36	22
		EMBEZZL EMENT	Embezzlement	5	4	0	5	0	0	1	2	0
		Total	5	4	0	5	0	0	1	2	0	0
	FRAUD OFFENSE S	Credit Card/Automa	7	6	7	7	14	0	4	0	5	3
		False Pretenses/Sw	6	27	4	1	0	0	2	0	1	0
		Impersonation	0	0	4	4	1	1	1	0	0	1
		Wire Fraud	0	0	0	2	0	0	0	0	0	1
		Total	13	33	15	14	15	1	7	0	6	5
	GROUP "B" OFFENSE	Bad Checks	13	9	7	1	4	5	14	8	3	6
		Total	13	9	7	1	4	5	14	8	3	6
	LARCENY /THEFT OFFENSE	All Other Larceny	71	39	51	61	63	91	44	22	18	28
		Pocket-picking	0	0	0	0	1	0	0	0	0	0
		Purse-snatching	2	0	0	1	0	1	0	0	0	0
		Shoplifting	279	290	169	158	124	155	162	166	217	190
		Theft From Building	3	6	5	22	12	6	4	7	11	7
		Theft From Coin Op	0	0	1	0	0	0	0	0	0	0
		Theft From Motor V	41	8	3	7	9	1	7	2	6	10
		Theft of Motor Vehic	0	1	4	1	2	0	0	0	1	3
		Total	396	344	233	250	211	254	217	197	253	238
	MOTOR VEHICLE THEFT	Motor Vehicle Theft	6	7	7	7	10	15	7	8	5	13
Total		6	7	7	7	10	15	7	8	5	13	
ROBBERY	Robbery	45	19	13	43	14	29	35	36	13	2	
	Total	45	19	13	43	14	29	35	36	13	2	
STOLEN PROPERT Y	Stolen Property Off	0	0	1	1	0	0	0	0	0	0	
	Total	0	0	1	1	0	0	0	0	0	0	
Total		615	494	352	385	323	365	363	334	362	315	
<b>S O</b>	DRUG/NA RCOTIC OFFENSE	Drug Equipment Vio	4	6	6	4	0	2	5	0	0	1
		Drug/Narcotic Viola	298	271	236	152	71	91	74	59	72	49
		Total	302	277	242	156	71	93	79	59	72	50

# Uniform Crime Reporting NIBRS DATA

March 23/2018  
Page 8

## Hamden Police Department

			2008	2009	2010	2011	2012	2013	2014	2015	2016	2017
<b>S O</b>	GROUP "B" OFFENSE	Curfew/Loitering/Va	1	0	0	0	0	0	0	0	0	0
		Disorderly Conduct	63	24	200	196	147	242	241	242	217	229
		Driving Under The I	38	50	47	48	34	20	24	35	15	4
		Drunkenness	0	0	1	0	0	0	0	0	0	0
		Liquor Law Violation	3	2	3	6	17	1	0	0	0	0
		Peeping Tom	0	0	0	1	0	0	0	0	0	0
		Trespass of Real P	10	6	22	14	15	11	20	18	8	8
		Total	115	82	273	265	213	274	285	295	240	241
	PORNOG RAPHY/O BSCENE	Pornography/Obsce	1	0	1	0	0	1	0	1	1	0
		Total	1	0	1	0	0	1	0	1	1	0
	PROSTIT UTION OFFENSE	Prostitution	0	3	0	0	1	0	0	0	6	0
		Total	0	3	0	0	1	0	0	0	6	0
	WEAPON LAW VIOLATIO	Weapon Law Violat	13	26	12	16	7	7	10	12	12	11
		Total	13	26	12	16	7	7	10	12	12	11
	Total		431	388	528	437	292	375	374	367	331	302
<b>Total</b>			<b>1,610</b>	<b>1,238</b>	<b>1,182</b>	<b>1,183</b>	<b>924</b>	<b>1,116</b>	<b>1,040</b>	<b>1,041</b>	<b>1,106</b>	<b>1,077</b>

**Unit of Count:** Report reflects the total count of Arrestees with an arrest date within the report parameters.